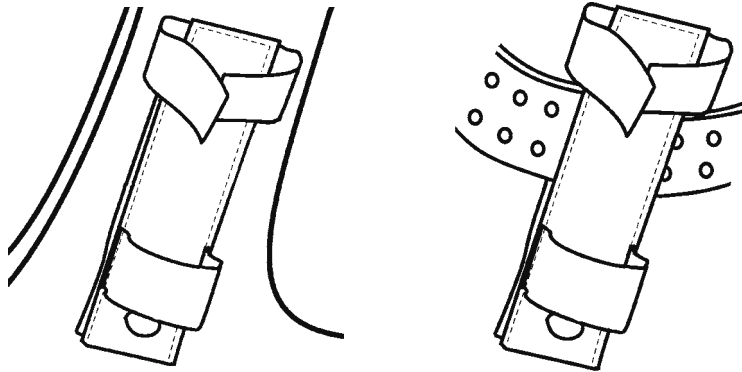


Optional Ballistic Nylon Holster



in Police Car

on Duty Belt

Making Our Planet Safer with Superior Technology

Metal Detection Areas

are on both sides of the flat paddle shape.
Move over searched person at a distance of 5cm (2").
TRANSIT detects best when it is moving.

10 LED Light Bar Alarm

indicates size and weight of detected metal.
Green = small metal item
Yellow = medium size metal item
Red = large and/or heavy metal item
(on TRANSIT models -2 and -4)

Socket for Charging Batteries

Turn TRANSIT off and plug in voltage adapter. Charge 6 hrs or overnight. To check, unplug adapter and turn TRANSIT on. Battery is charged when battery check light is green.
(on rechargeable TRANSIT models -3 and -4)

Alarm Selector Switch

IN = silent vibration, OUT = audio

Battery Check Light

Green light means battery voltage is OK
Recharge or replace battery when green light goes out

Audio Alarm

Piezo sounder with 2000Hz warble tone

2-Position Pushbutton

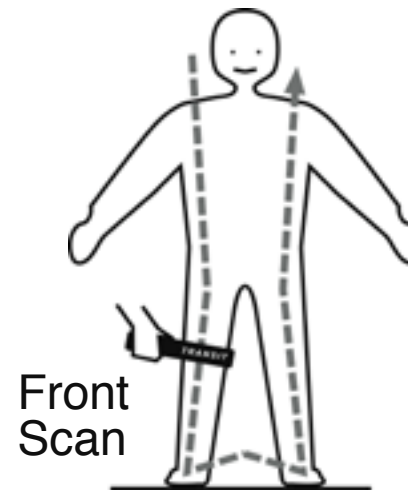
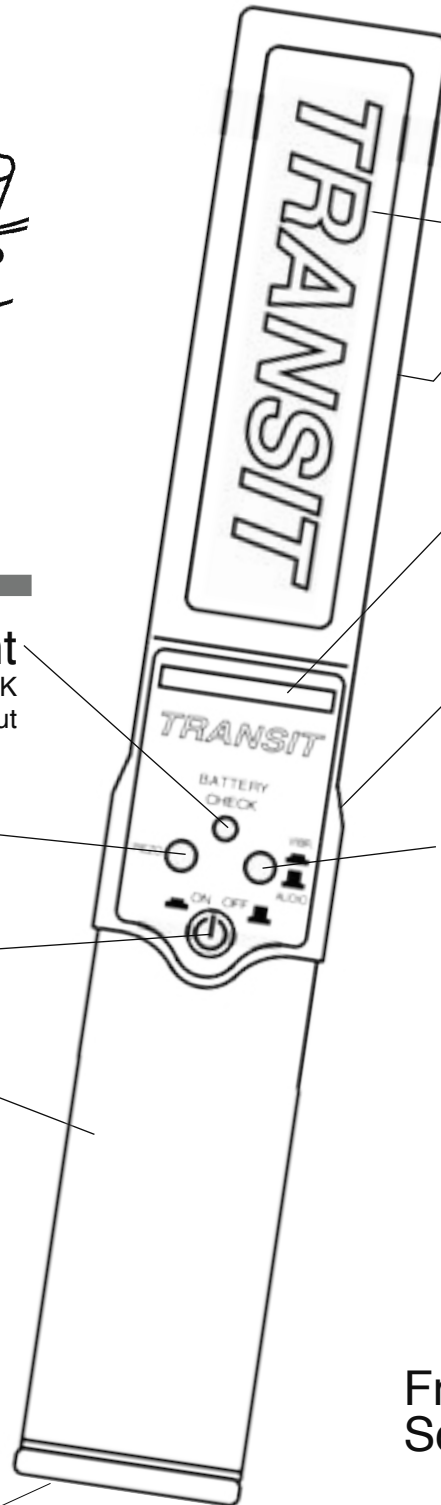
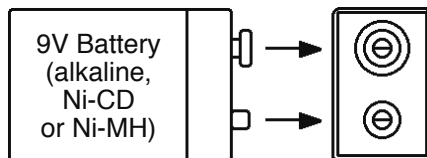
Pushed in - power is ON; Back out - power is OFF

Silent Vibration Alarm

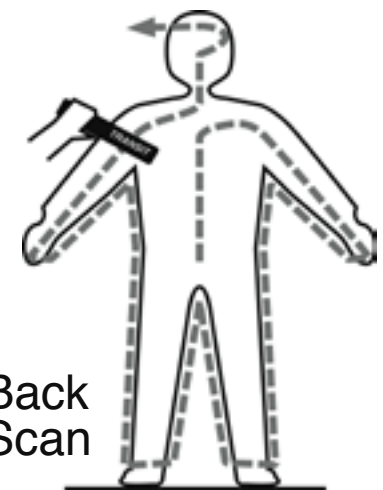
15Hz (cycles per second), vibrator built into rubber handle

Battery Compartment

Observe correct polarity when replacing battery
Big terminal goes on big spring
Small terminal goes on small spring



Front Scan



Back Scan